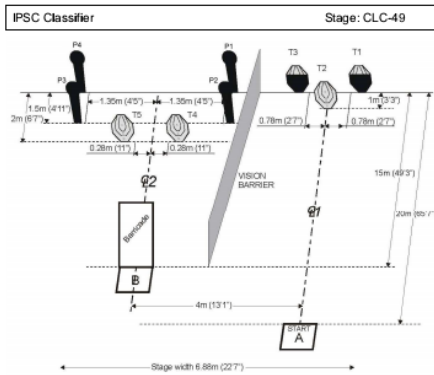


# Silesia Classified 3 - IPSC CLC-49 (C-49) - 2019-03-10



Type of Course: Medium Course  
 Targets (type & number): 5 IPSC Targets, 4 IPSC Popper  
 No. of rounds to be scored: 14  
 Maximum points: 70  
 Start position: Kneeling (both knees on the ground) in area 'A', facing downrange with both hands on top of the head.  
 Handgun ready condition: Handgun loaded and holstered.  
 Procedure: After the audible start signal engage targets T1-T3 from within the designated area 'A'. Then proceed to area 'B' and engage all remaining targets from behind the barricade from within the designated area 'B'.  
 Setup Notes: Set IPSC Targets to 1.52m (5') to the top of the targets. Areas 'A' and 'B' are 0.92m (3') by 0.92m (3'). Hard cover on IPSC Targets T1 and T3 cover from notch to notch, as shown. The barricade is 0.92m (3') wide and 1.83m (6') high.

## Stage Results - Open

Place	Name	No.	Class	Div	PF	Points	Pen	Time	Hit Factor	Stage Pts	Stage %
1	Wydra, Damian			O	Min	39	30	17.69	0.5088	70.0000	100.00 %

## Stage Results - Production

Place	Name	No.	Class	Div	PF	Points	Pen	Time	Hit Factor	Stage Pts	Stage %
1	Gawęda, Bogusław			P	Min	62	0	18.62	3.3298	70.0000	100.00 %
2	Rendchen, Szymon			P	Min	62	0	21.70	2.8571	60.0645	85.81 %
3	Kaletka, Zbigniew			P	Min	57	10	21.53	2.1830	45.8923	65.56 %
4	Bismor, Dariusz			P	Min	55	10	20.88	2.1552	45.3073	64.72 %
5	Nowicki, Grzegorz			P	Min	53	10	21.03	2.0447	42.9848	61.41 %
6	Chrobok, Piotr			P	Min	55	10	25.14	1.7900	37.6299	53.76 %
7	Blaski, Adam			P	Min	59	10	27.51	1.7812	37.4448	53.49 %
8	Mika, Tomasz			P	Min	59	10	31.18	1.5715	33.0374	47.20 %
9	Biafas, Tomasz			P	Min	46	20	16.89	1.5394	32.3616	46.23 %
10	Pajestka, Marek			P	Min	48	20	22.22	1.2601	26.4911	37.84 %
11	Stefaniak, Sebastian			P	Min	48	20	23.81	1.1760	24.7221	35.32 %
12	Dec, Rafał			P	Min	54	20	30.76	1.1053	23.2369	33.20 %
13	Lis, Tomasz			P	Min	49	30	19.40	0.9794	20.5891	29.41 %
14	Potok, Artur			P	Min	45	30	19.30	0.7772	16.3388	23.34 %
15	Kłosek, Kamil			P	Min	45	30	21.13	0.7099	14.9237	21.32 %
16	Janicki, Piotr			P	Min	49	30	28.24	0.6728	14.1441	20.21 %
17	Janicki, Jacek			P	Min	51	30	37.88	0.5544	11.6545	16.65 %
18	Kielbasiński, Mateusz			P	Min	47	30	33.31	0.5104	10.7290	15.33 %
19	Kania, Paweł			P	Min	43	30	28.65	0.4538	9.5390	13.63 %
20	Kostuń, Remigiusz			P	Min	39	30	25.98	0.3464	7.2826	10.40 %
21	Kempiński, Rafał			P	Min	36	60	15.23	0.0000	0.0000	0.00 %
22	Smalcerz, Paweł			P	Min	35	50	25.98	0.0000	0.0000	0.00 %
23	Hoffmann, Rafał			P	Min	45	50	34.98	0.0000	0.0000	0.00 %

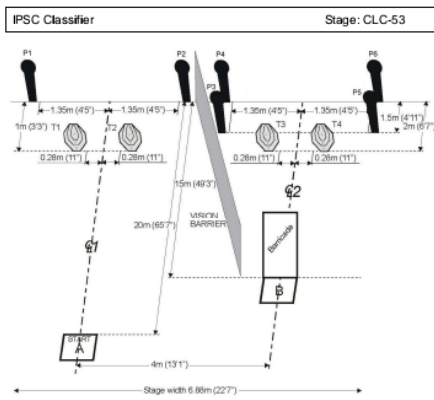
## Stage Results - Standard

Place	Name	No.	Class	Div	PF	Points	Pen	Time	Hit Factor	Stage Pts	Stage %
1	Sadlon, Bartosz			S	Min	60	0	19.05	3.1496	70.0000	100.00 %
2	Chłapek, Wojciech			S	Min	66	0	23.20	2.8448	63.2263	90.32 %
3	Barwicki, Karol			S	Min	53	10	16.78	2.5626	56.9532	81.36 %
4	Smoter, Jakub			S	Min	55	10	17.70	2.5424	56.5042	80.72 %
5	Sanecznik, Krzysztof			S	Min	50	0	21.86	2.2873	50.8349	72.62 %

6	Mikeska, Szymon	S	Min	50	20	14.05	2.1352	47.4555	67.79 %
7	Związek, Paweł	S	Min	53	10	20.17	2.1319	47.3810	67.69 %
8	Paściak, Marek	S	Min	50	0	28.83	1.7343	38.5449	55.06 %
9	Rogozinski, Stefan	S	Min	46	20	18.62	1.3963	31.0338	44.33 %
10	Korzekwa, Witold	S	Min	47	30	19.54	0.8700	19.3360	27.62 %

Generated by PractiScore for Android (1.6.1 samsung) at 2019-03-10 19:51 +0100

# Silesia Classified 3 - IPSC CLC-53 (C-53) - 2019-03-10



Type of Course: Medium Course  
 Targets (type & number): 4 IPSC Targets, 6 IPSC Popper  
 No. of rounds to be scored: 14  
 Maximum points: 70  
 Start position: Standing relaxed in area 'A', fading downrange with both hands relaxed by sides.  
 Handgun ready condition: Handgun loaded and holstered.  
 Procedure: After the audible start signal engage targets T1, T2, P1 and P2 from within the designated area 'A'. Then proceed to area 'B' and engage all remaining targets from behind the barricade within the designated area 'B'.  
 Setup Notes: Set IPSC Targets to 1.52m (5') to the top of the targets.  
 Areas 'A' and 'B' are 0.92m (3') by 0.92m (3').  
 The barricade is 0.92m (3') wide by 1.83m (6') high.

## Stage Results - Open

Place	Name	No.	Class	Div	PF	Points	Pen	Time	Hit Factor	Stage Pts	Stage %
1	Wydra, Damian			O	Min	51	20	29.99	1.0337	70.0000	100.00 %

## Stage Results - Production

Place	Name	No.	Class	Div	PF	Points	Pen	Time	Hit Factor	Stage Pts	Stage %
1	Kaletka, Zbigniew			P	Min	60	0	15.14	3.9630	70.0000	100.00 %
2	Bismor, Dariusz			P	Min	62	0	15.96	3.8847	68.6170	98.02 %
3	Gawęda, Bogusław			P	Min	64	0	17.33	3.6930	65.2310	93.19 %
4	Rendchen, Szymon			P	Min	60	0	17.18	3.4924	61.6880	88.13 %
5	Chrobok, Piotr			P	Min	60	0	18.93	3.1696	55.9852	79.98 %
6	Białas, Tomasz			P	Min	63	10	16.97	3.1232	55.1654	78.81 %
7	Potok, Artur			P	Min	56	0	18.12	3.0905	54.5887	77.98 %
8	Kania, Paweł			P	Min	66	0	21.60	3.0556	53.9713	77.10 %
9	Lis, Tomasz			P	Min	66	0	21.72	3.0387	53.6731	76.68 %
10	Pajestka, Marek			P	Min	60	0	19.91	3.0136	53.2295	76.04 %
11	Janicki, Piotr			P	Min	60	0	21.99	2.7285	48.1946	68.85 %
12	Nowicki, Grzegorz			P	Min	54	0	20.19	2.6746	47.2422	67.49 %
13	Blaski, Adam			P	Min	62	0	24.45	2.5358	44.7905	63.99 %
14	Kłosek, Kamil			P	Min	58	0	25.09	2.3117	40.8319	58.33 %
15	Dec, Rafał			P	Min	60	0	29.01	2.0683	36.5322	52.19 %
16	Mika, Tomasz			P	Min	61	10	25.91	1.9684	34.7677	49.67 %
17	Kostuń, Remigiusz			P	Min	49	10	21.67	1.7997	31.7891	45.41 %
18	Smalcerz, Paweł			P	Min	51	10	23.78	1.7241	30.4540	43.51 %
19	Hoffmann, Rafał			P	Min	64	0	42.53	1.5048	26.5801	37.97 %
20	Stefaniak, Sebastian			P	Min	50	0	33.31	1.5011	26.5136	37.88 %
21	Kiełbasiński, Mateusz			P	Min	56	0	50.84	1.1015	19.4561	27.79 %
22	Kempiński, Rafał			P	Min	45	30	15.67	0.9572	16.9081	24.15 %
23	Janicki, Jacek			P	Min	46	20	32.41	0.8022	14.1699	20.24 %

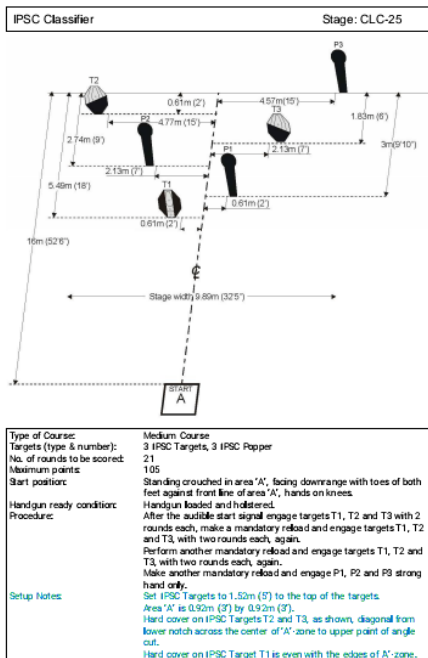
## Stage Results - Standard

Place	Name	No.	Class	Div	PF	Points	Pen	Time	Hit Factor	Stage Pts	Stage %
1	Barwicki, Karol			S	Min	62	0	12.39	5.0040	70.0000	100.00 %
2	Smoter, Jakub			S	Min	58	0	15.42	3.7613	52.6164	75.17 %
3	Mikeska, Szymon			S	Min	60	0	17.24	3.4803	48.6846	69.55 %
4	Sadlon, Bartosz			S	Min	66	0	19.90	3.3166	46.3947	66.28 %
5	Chłapek, Wojciech			S	Min	62	0	21.02	2.9496	41.2607	58.94 %

6	Sanecznik, Krzysztof	S	Min	59	10	17.25	2.8406	39.7360	56.77 %
7	Związek, Paweł	S	Min	56	0	20.82	2.6897	37.6257	53.75 %
8	Rogozinski, Stefan	S	Min	57	10	18.38	2.5571	35.7709	51.10 %
9	Paściak, Marek	S	Min	56	0	24.11	2.3227	32.4914	46.42 %
10	Korzekwa, Witold	S	Min	50	20	22.78	1.3169	18.4224	26.32 %

Generated by PractiScore for Android (1.6.1 samsung) at 2019-03-10 19:52 +0100

# Silesia Classified 3 - IPSC CLC-25 (C-25) - 2019-03-10



## Stage Results - Open

Place	Name	No.	Class	Div	PF	Points	Pen	Time	Hit Factor	Stage Pts	Stage %
1	Wydra, Damian			O	Min	76	30	42.27	1.0882	105.0000	100.00 %

## Stage Results - Production

Place	Name	No.	Class	Div	PF	Points	Pen	Time	Hit Factor	Stage Pts	Stage %
1	Gawęda, Bogusław			P	Min	99	0	28.99	3.4150	105.0000	100.00 %
2	Rendchen, Szymon			P	Min	99	0	30.94	3.1997	98.3824	93.70 %
3	Bismor, Dariusz			P	Min	101	0	34.56	2.9225	89.8566	85.58 %
4	Lis, Tomasz			P	Min	94	10	33.01	2.5447	78.2413	74.52 %
5	Białas, Tomasz			P	Min	79	20	26.30	2.2433	68.9761	65.69 %
6	Pajestka, Marek			P	Min	87	20	31.18	2.1488	66.0695	62.92 %
7	Nowicki, Grzegorz			P	Min	91	0	46.62	1.9520	60.0166	57.16 %
8	Blaski, Adam			P	Min	85	20	39.11	1.6620	51.1008	48.67 %
9	Kaletka, Zbigniew			P	Min	78	30	32.53	1.4756	45.3690	43.21 %
10	Kania, Paweł			P	Min	76	30	31.87	1.4434	44.3791	42.27 %
11	Chrobok, Piotr			P	Min	79	20	43.09	1.3692	42.0996	40.09 %
12	Mika, Tomasz			P	Min	73	40	28.20	1.1702	35.9805	34.27 %
13	Hoffmann, Rafał			P	Min	71	40	50.61	0.6125	18.8334	17.94 %
14	Kiebasiański, Mateusz			P	Min	80	30	92.64	0.5397	16.5949	15.80 %
15	Janicki, Piotr			P	Min	68	50	42.68	0.4217	12.9673	12.35 %
16	Kłosek, Kamil			P	Min	62	50	32.95	0.3642	11.1977	10.66 %
17	Smalcerz, Paweł			P	Min	64	50	42.97	0.3258	10.0176	9.54 %
18	Dec, Rafał			P	Min	67	60	33.24	0.2106	6.4750	6.17 %
19	Kostuń, Remigiusz			P	Min	65	60	33.65	0.1486	4.5686	4.35 %
20	Kempiński, Rafał			P	Min	49	80	23.08	0.0000	0.0000	0.00 %
21	Potok, Artur			P	Min	50	90	25.89	0.0000	0.0000	0.00 %
22	Stefaniak, Sebastian			P	Min	45	100	30.53	0.0000	0.0000	0.00 %
23	Janicki, Jacek			P	Min	52	100	45.60	0.0000	0.0000	0.00 %

## Stage Results - Standard

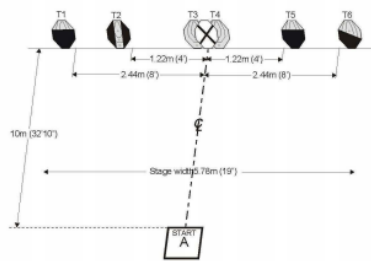
Place	Name	No.	Class	Div	PF	Points	Pen	Time	Hit Factor	Stage Pts	Stage %
1	Barwicki, Karol			S	Min	101	0	21.97	4.5972	105.0000	100.00 %
2	Mikeska, Szymon			S	Min	99	0	21.59	4.5855	104.7323	99.75 %
3	Chłapek, Wojciech			S	Min	97	0	32.15	3.0171	68.9110	65.63 %
4	Związek, Paweł			S	Min	78	30	22.58	2.1258	48.5529	46.24 %
5	Sadlon, Bartosz			S	Min	71	20	30.36	1.6798	38.3678	36.54 %
6	Paściak, Marek			S	Min	81	20	45.60	1.3377	30.5536	29.10 %

7	Smoter, Jakub	S	Min	76	50	29.28	0.8880	20.2815	19.32 %
8	Sanecznik, Krzysztof	S	Min	74	50	29.92	0.8021	18.3209	17.45 %
9	Rogozinski, Stefan	S	Min	76	50	36.52	0.7119	16.2607	15.49 %
10	Korzekwa, Witold	S	Min	63	60	35.13	0.0854	1.9505	1.86 %

Generated by PractiScore for Android (1.6.1 samsung) at 2019-03-10 19:52 +0100

# Silesia Classified 3 - IPSC CLC-67 (C-67) - 2019-03-10

IPSC Classifier Stage: CLC-67



Type of Course: Short Course  
 Targets (type & number): 6 IPSC Targets, 1 No Shoot  
 No. of rounds to be scored: 12  
 Maximum points: 60  
 Start position: Standing relaxed in area 'A', facing downrange with both hands relaxed by sides.  
 Handgun ready condition: Handgun loaded and holstered.  
 Procedure: After the audible start signal engage targets with one round each from within the designated area 'A'.  
 Setup Notes: Set IPSC Targets/No Shoot to 1.52m (5') to the top of the targets. Area 'A' is 0.52m (17") by 0.52m (17"). Hard cover on IPSC Targets T1 and T5 cuts through from notch to notch, as shown. Hard cover on IPSC Target T2 is from perforation of 'A'-zone outward from top to bottom on both sides of the 'A'-zone. Hard cover on IPSC Target T6 runs diagonal from top left notch downwards to top bottom notch. IPSC Targets T3 and T4 are butted edge to edge, the No Shoot is centered on them, Center the No Shoot on center line.

## Stage Results - Open

Place	Name	No.	Class	Div	PF	Points	Pen	Time	Hit Factor	Stage Pts	Stage %
1	Wydra, Damian			O	Min	44	20	18.31	1.3108	60.0000	100.00 %

## Stage Results - Production

Place	Name	No.	Class	Div	PF	Points	Pen	Time	Hit Factor	Stage Pts	Stage %
1	Gawęda, Bogusław			P	Min	56	0	13.88	4.0346	60.0000	100.00 %
2	Lis, Tomasz			P	Min	52	0	17.35	2.9971	44.5714	74.29 %
3	Nowicki, Grzegorz			P	Min	52	0	17.42	2.9851	44.3923	73.99 %
4	Stefaniak, Sebastian			P	Min	48	0	16.96	2.8302	42.0889	70.15 %
5	Blaski, Adam			P	Min	58	0	20.88	2.7778	41.3095	68.85 %
6	Kaletka, Zbigniew			P	Min	53	10	16.30	2.6380	39.2314	65.39 %
7	Bismor, Dariusz			P	Min	49	10	15.59	2.5016	37.2024	62.00 %
8	Mika, Tomasz			P	Min	43	10	18.19	1.8142	26.9795	44.97 %
9	Janicki, Piotr			P	Min	50	0	30.92	1.6171	24.0482	40.08 %
10	Rendchen, Szymon			P	Min	37	10	16.86	1.6014	23.8155	39.69 %
11	Kania, Paweł			P	Min	33	10	14.81	1.5530	23.0954	38.49 %
12	Pajestka, Marek			P	Min	43	20	16.66	1.3806	20.5308	34.22 %
13	Janicki, Jacek			P	Min	47	10	33.40	1.1078	16.4743	27.46 %
14	Potok, Artur			P	Min	42	30	16.20	0.7407	11.0159	18.36 %
15	Dec, Rafał			P	Min	45	30	23.02	0.6516	9.6903	16.15 %
16	Chrobok, Piotr			P	Min	40	30	19.48	0.5133	7.6342	12.72 %
17	Hoffmann, Rafał			P	Min	34	20	33.33	0.4200	6.2466	10.41 %
18	Białas, Tomasz			P	Min	35	30	12.25	0.4082	6.0700	10.12 %
19	Smalcerz, Paweł			P	Min	35	30	15.69	0.3187	4.7391	7.90 %
20	Kostuń, Remigiusz			P	Min	20	80	13.25	0.0000	0.0000	0.00 %
21	Kempiński, Rafał			P	Min	19	70	13.55	0.0000	0.0000	0.00 %
22	Kłosek, Kamil			P	Min	33	50	19.88	0.0000	0.0000	0.00 %
23	Kiełbasiński, Mateusz			P	Min	32	40	20.92	0.0000	0.0000	0.00 %

## Stage Results - Standard

Place	Name	No.	Class	Div	PF	Points	Pen	Time	Hit Factor	Stage Pts	Stage %
1	Mikeska, Szymon			S	Min	48	0	9.79	4.9030	60.0000	100.00 %
2	Barwicki, Karol			S	Min	48	0	11.26	4.2629	52.1670	86.94 %
3	Rogozinski, Stefan			S	Min	47	10	10.92	3.3883	41.4641	69.11 %
4	Sadlon, Bartosz			S	Min	46	0	14.76	3.1165	38.1386	63.56 %
5	Chłapek, Wojciech			S	Min	60	10	16.67	2.9994	36.7052	61.18 %

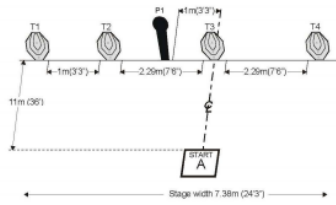
6	Sanecznik, Krzysztof	S	Min	45	10	13.74	2.5473	31.1727	51.95 %
7	Smoter, Jakub	S	Min	48	20	12.58	2.2258	27.2377	45.40 %
8	Związek, Paweł	S	Min	44	30	11.69	1.1976	14.6557	24.43 %
9	Paściak, Marek	S	Min	40	20	20.35	0.9828	12.0270	20.05 %
10	Korzekwa, Witold	S	Min	46	40	20.44	0.2935	3.5922	5.99 %

Generated by PractiScore for Android (1.6.1 samsung) at 2019-03-11 21:47 +0100



# Silesia Classified 3 - IPSC CLC-15 (C-15) - 2019-03-10

IPSC Classifier Stage: CLC-15



Type of Course: Short Course  
 Targets (type & number): 4 IPSC Targets, 1 IPSC Popper  
 No. of rounds to be scored: 9  
 Maximum points: 45  
 Start position: Standing relaxed in area 'A', with both wrists above respective shoulders.  
 Handgun ready condition: Handgun loaded and holstered.  
 Procedure: After the audible start signal engage targets from within the designated area 'A'.  
 Setup Notes: Set IPSC Targets to 1.52m (5') to the top of the targets.  
 Area 'A' as 0.50m (2') by 0.50m (2').  
 Angle: T1, T2 and T4 to face shooting area.

## Stage Results - Open

Place	Name	No.	Class	Div	PF	Points	Pen	Time	Hit Factor	Stage Pts	Stage %
1	Wydra, Damian			O	Min	34	10	9.77	2.4565	45.0000	100.00 %

## Stage Results - Production

Place	Name	No.	Class	Div	PF	Points	Pen	Time	Hit Factor	Stage Pts	Stage %
1	Kaletka, Zbigniew		P	Min		41	0	5.48	7.4818	45.0000	100.00 %
2	Gawęda, Bogusław		P	Min		43	0	5.82	7.3883	44.4380	98.75 %
3	Bismor, Dariusz		P	Min		39	0	6.56	5.9451	35.7577	79.46 %
4	Lis, Tomasz		P	Min		39	0	7.64	5.1047	30.7030	68.23 %
5	Mika, Tomasz		P	Min		33	0	6.47	5.1005	30.6774	68.17 %
6	Nowicki, Grzegorz		P	Min		41	0	8.13	5.0431	30.3321	67.40 %
7	Pajestka, Marek		P	Min		43	0	8.68	4.9539	29.7960	66.21 %
8	Rendchen, Szymon		P	Min		39	0	7.97	4.8934	29.4317	65.40 %
9	Kania, Paweł		P	Min		36	10	5.36	4.8507	29.1755	64.83 %
10	Blaski, Adam		P	Min		39	0	9.18	4.2484	25.5524	56.78 %
11	Smalcerz, Paweł		P	Min		30	10	5.68	3.5211	21.1783	47.06 %
12	Janicki, Piotr		P	Min		29	0	8.63	3.3604	20.2114	44.91 %
13	Białas, Tomasz		P	Min		28	10	5.56	3.2374	19.4718	43.27 %
14	Dec, Rafał		P	Min		35	0	11.73	2.9838	17.9465	39.88 %
15	Kielbasiński, Mateusz		P	Min		33	0	11.06	2.9837	17.9460	39.88 %
16	Stefaniak, Sebastian		P	Min		29	0	9.76	2.9713	17.8714	39.71 %
17	Hoffmann, Rafał		P	Min		38	10	9.74	2.8747	17.2905	38.42 %
18	Janicki, Jacek		P	Min		33	0	11.95	2.7615	16.6094	36.91 %
19	Kłosek, Kamil		P	Min		32	10	8.96	2.4554	14.7681	32.82 %
20	Potok, Artur		P	Min		22	10	7.99	1.5019	9.0332	20.07 %
21	Chrobok, Piotr		P	Min		24	10	11.48	1.2195	7.3349	16.30 %
22	Kempiński, Rafał		P	Min		23	20	4.69	0.6397	3.8473	8.55 %
23	Kostuń, Remigiusz		P	Min		19	20	8.22	0.0000	0.0000	0.00 %

## Stage Results - Standard

Place	Name	No.	Class	Div	PF	Points	Pen	Time	Hit Factor	Stage Pts	Stage %
1	Związek, Paweł		S	Min		37	0	4.07	9.0909	45.0000	100.00 %
2	Rogozinski, Stefan		S	Min		37	0	4.86	7.6132	37.6852	83.74 %
3	Smoter, Jakub		S	Min		35	0	4.73	7.3996	36.6279	81.40 %
4	Mikeska, Szymon		S	Min		35	0	4.95	7.0707	35.0000	77.78 %
5	Sadlon, Bartosz		S	Min		37	0	5.80	6.3793	31.5776	70.17 %

6	Barwicki, Karol	S	Min	33	0	5.18	6.3707	31.5347	70.08 %
7	Sanecznik, Krzysztof	S	Min	35	0	6.04	5.7947	28.6838	63.74 %
8	Chłapek, Wojciech	S	Min	35	0	6.99	5.0072	24.7854	55.08 %
9	Korzekwa, Witold	S	Min	41	0	8.41	4.8751	24.1320	53.63 %
10	Paściak, Marek	S	Min	31	0	10.73	2.8891	14.3010	31.78 %

Generated by PractiScore for Android (1.6.1 samsung) at 2019-03-10 19:52 +0100