

## Silesia Classified 2 - IPSC CLC-49 (C-49) - 2019-02-17

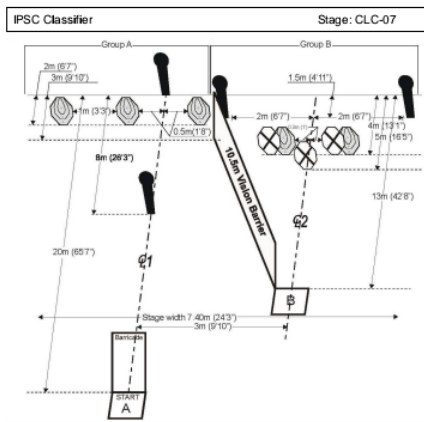
### Stage Results - Production

Place	Name	No.	Class	Div	PF	Points	Pen	Time	Hit Factor	Stage Pts	Stage %
1	Hinc, Rafał			P	Min	52	0	16.48	3.1553	70.0000	100.00 %
2	Bismor, Dariusz			P	Min	66	0	22.17	2.9770	66.0435	94.35 %
3	Rendchen, Szymon			P	Min	68	0	23.55	2.8875	64.0575	91.51 %
4	Gawęda, Bogusław			P	Min	63	10	22.81	2.3235	51.5469	73.64 %
5	Lis, Tomasz			P	Min	56	0	25.06	2.2346	49.5746	70.82 %
6	Potok, Artur			P	Min	60	10	23.36	2.1404	47.4842	67.83 %
7	Drahan, Artur			P	Min	61	10	25.98	1.9630	43.5495	62.21 %
8	Dec, Rafał			P	Min	59	10	27.14	1.8055	40.0533	57.22 %
9	Chrobok, Piotr			P	Min	55	10	25.11	1.7921	39.7574	56.80 %
10	Richel, Mariusz			P	Min	57	10	26.82	1.7524	38.8768	55.54 %
11	Kaletka, Zbigniew			P	Min	52	20	20.57	1.5557	34.5118	49.30 %
12	Blaski, Adam			P	Min	56	20	26.20	1.3740	30.4827	43.55 %
13	Wydra, Damian			P	Min	52	20	23.88	1.3400	29.7281	42.47 %
14	Smalcerz, Paweł			P	Min	46	20	27.26	0.9538	21.1592	30.23 %
15	Pajestka, Marek			P	Min	53	30	27.89	0.8247	18.2949	26.14 %
16	Kałwa, Przemek			P	Min	41	30	19.49	0.5644	12.5208	17.89 %
17	Stefaniak, Sebastian			P	Min	39	30	28.31	0.3179	7.0527	10.08 %
18	Kłosek, Kamil			P	Min	44	40	23.41	0.1709	3.7906	5.42 %
19	Janicki, jacek			P	Min	33	30	29.17	0.1028	2.2816	3.26 %
20	Maryszczak, Michał			P	Min	42	40	25.43	0.0786	1.7448	2.49 %
21	Frankow, Maksymilian			P	Min	28	60	20.00	0.0000	0.0000	0.00 %
22	Koper, Adam			P	Min	40	40	20.64	0.0000	0.0000	0.00 %
23	Kostuń, Remigiusz			P	Min	31	50	23.16	0.0000	0.0000	0.00 %
24	Kania, Paweł			P	Min	28	60	31.89	0.0000	0.0000	0.00 %
25	Kaletka, Grzegorz			P	Min	28	40	32.16	0.0000	0.0000	0.00 %
26	(DQ) Janicki, Piotr	PEPES		P	Min						

### Stage Results - Standard

Place	Name	No.	Class	Div	PF	Points	Pen	Time	Hit Factor	Stage Pts	Stage %
1	Mikeska, Szymon			S	Min	66	0	14.48	4.5580	70.0000	100.00 %
2	Sanecznik, Krzysztof			S	Min	60	0	21.51	2.7894	42.8384	61.20 %
3	SOBIECH, MARCIN			S	Min	53	10	15.66	2.7458	42.1696	60.24 %
4	Pichliński, Mariusz			S	Min	60	0	23.22	2.5840	39.6837	56.69 %
5	Związek, Paweł			S	Min	57	10	19.90	2.3618	36.2717	51.82 %
6	Noga, Tadeusz			S	Min	50	20	18.10	1.6575	25.4545	36.36 %
7	Barwicki, Karol			S	Min	51	10	25.33	1.6186	24.8583	35.51 %
8	Smoter, Jakub			S	Min	48	20	23.97	1.1681	17.9396	25.63 %
9	Rogozinski, Stefan			S	Min	47	30	18.51	0.9184	14.1047	20.15 %
10	Chłapek, Wojciech			S	Min	50	40	27.05	0.3697	5.6775	8.11 %

## Silesia Classified 2 - IPSC CLC-07 (C-07) - 2019-02-17



Type of Course:	Medium Course
Targets (type & number):	5 IPSC Targets, 4 IPSC Popper, 3 No Shoots
No. of rounds to be scored:	14
Maximum points:	70
Start position:	Standing relaxed in area 'A', facing center of barricade with arms folded, wrist overlapping across the chest.
Handgun ready condition:	Handgun loaded and holstered.
Procedure:	After the audible start signal engage the first group of targets (Group A) from within the designated area 'A'. Then move to area 'B' and engage the second group of targets (Group B) from within the designated area 'B'.
Setup Notes:	Set IPSC Targets/No Shoots to 1.50m (5') to the top of the targets. Areas 'A' and 'B' are 0.92m (3') by 0.92m (3').

### Stage Results - Production

Place	Name	No.	Class	Div	PF	Points	Pen	Time	Hit Factor	Stage Pts	Stage %
1	Hinc, Rafał		P	Min		52	0	14.63	3.5543	70.0000	100.00 %
2	Gawęda, Bogusław		P	Min		66	0	20.12	3.2803	64.6033	92.29 %
3	Kaletka, Zbigniew		P	Min		54	0	17.39	3.1052	61.1552	87.36 %
4	Bismor, Dariusz		P	Min		62	0	20.69	2.9966	59.0161	84.31 %
5	Pajestka, Marek		P	Min		58	0	20.64	2.8101	55.3423	79.06 %
6	Chrobok, Piotr		P	Min		57	10	21.71	2.1649	42.6361	60.91 %
7	Richel, Mariusz		P	Min		54	0	25.21	2.1420	42.1852	60.26 %
8	Frankow, Maksymilian		P	Min		57	20	18.01	2.0544	40.4601	57.80 %
9	Blaski, Adam		P	Min		56	0	27.82	2.0129	39.6433	56.63 %
10	Kałwa, Przemek		P	Min		45	10	17.41	2.0103	39.5921	56.56 %
11	Koper, Adam		P	Min		49	20	14.46	2.0055	39.4974	56.42 %
12	Smalcerz, Paweł		P	Min		61	10	26.76	1.9058	37.5338	53.62 %
13	Kostuń, Remigiusz		P	Min		51	10	22.45	1.8263	35.9672	51.38 %
14	Rendchen, Szymon		P	Min		52	20	19.63	1.6302	32.1047	45.86 %
15	Drahan, Artur		P	Min		50	20	19.24	1.5593	30.7083	43.87 %
16	Lis, Tomasz		P	Min		60	20	27.66	1.4461	28.4804	40.69 %
17	Dec, Rafał		P	Min		50	20	25.21	1.1900	23.4362	33.48 %
18	Kania, Paweł		P	Min		47	30	17.36	0.9793	19.2858	27.55 %
19	Kłosek, Kamil		P	Min		48	30	18.63	0.9662	19.0282	27.18 %
20	Potok, Artur		P	Min		43	30	15.90	0.8176	16.1022	23.00 %
21	Stefaniak, Sebastian		P	Min		43	30	22.17	0.5864	11.5483	16.50 %
22	Maryszczak, Michał		P	Min		48	40	28.09	0.2848	5.6089	8.01 %
23	Wydra, Damian		P	Min		46	40	23.83	0.2518	4.9587	7.08 %
24	Kaletka, Grzegorz		P	Min		31	50	36.12	0.0000	0.0000	0.00 %
25	Janicki, Jacek		P	Min		30	40	41.23	0.0000	0.0000	0.00 %
26	(DQ) Janicki, Piotr	PEPES	P	Min							

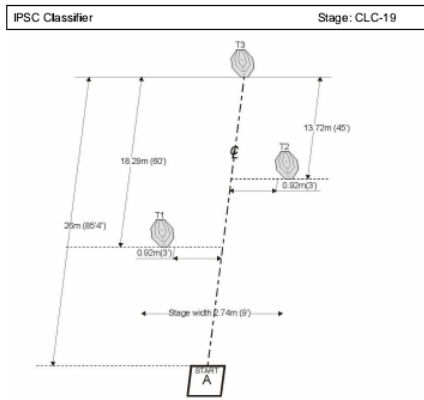
### Stage Results - Standard

Place	Name	No.	Class	Div	PF	Points	Pen	Time	Hit Factor	Stage Pts	Stage %
1	Związek, Paweł		S	Min		64	0	14.13	4.5294	70.0000	100.00 %
2	Barwicki, Karol		S	Min		60	0	14.09	4.2583	65.8113	94.02 %
3	SOBIECH, MARCIN		S	Min		54	0	14.69	3.6760	56.8110	81.16 %
4	Mikeska, Szymon		S	Min		63	10	16.35	3.2416	50.0978	71.57 %
5	Smoter, Jakub		S	Min		51	10	15.36	2.6693	41.2527	58.93 %
6	Noga, Tadeusz		S	Min		53	10	16.68	2.5779	39.8412	56.92 %
7	Saneczniak, Krzysztof		S	Min		59	10	19.28	2.5415	39.2780	56.11 %
8	Rogozinski, Stefan		S	Min		51	10	17.50	2.3429	36.2081	51.73 %
9	Chłapek, Wojciech		S	Min		55	10	22.40	2.0089	31.0474	44.35 %

10 Pichliński, Mariusz S Min 50 20 18.34 1.6358 25.2803 36.11 %

Generated by PractiScore for Android (1.6.1 samsung) at 2019-03-11 21:24 +0100

# Silesia Classified 2 - IPSC CLC-19 (C-19) - 2019-02-17



Type of Course: Medium Course  
 Targets (type & number): 3 IPSC Targets  
 No. of rounds to be scored: 18  
 Maximum points: 90  
 Start position: Standing relaxed in area 'A', with both wrists above respective shoulders.  
 Handgun ready condition: Handgun loaded and holstered.  
 Procedure: After the audible start signal engage target T3 only with six rounds from within the designated area 'A', make a mandatory reload and engage target T2 with six rounds from within the designated area 'A'.  
 Perform another mandatory reload and engage target T1 with six rounds, strong hand only, from within the designated area 'A'.  
 Setup Notes: Set IPSC Targets to 1.52m (5') to the top of the targets.  
 Area 'A' is 0.92m (3') by 0.92m (3').

## Stage Results - Production

Place	Name	No.	Class	Div	PF	Points	Pen	Time	Hit Factor	Stage Pts	Stage %
1	Hinc, Rafał		P	Min		56	0	12.24	4.5752	90.0000	100.00 %
2	Kaletka, Zbigniew		P	Min		76	0	18.54	4.0992	80.6380	89.60 %
3	Gawęda, Bogusław		P	Min		68	0	17.43	3.9013	76.7445	85.27 %
4	Frankow, Maksymilian		P	Min		82	0	21.27	3.8552	75.8372	84.26 %
5	Rendchen, Szymon		P	Min		78	0	21.60	3.6111	71.0357	78.93 %
6	Kałwa, Przemek		P	Min		72	0	20.05	3.5910	70.6405	78.49 %
7	Bismor, Dariusz		P	Min		70	0	20.40	3.4314	67.5000	75.00 %
8	Kania, Paweł		P	Min		74	0	22.75	3.2527	63.9862	71.10 %
9	Potok, Artur		P	Min		69	10	18.97	3.1102	61.1816	67.98 %
10	Chrobok, Piotr		P	Min		76	0	27.55	2.7586	54.2660	60.30 %
11	Pajestka, Marek		P	Min		67	10	20.95	2.7208	53.5213	59.47 %
12	Drahan, Artur		P	Min		75	10	24.46	2.6574	52.2749	58.08 %
13	Lis, Tomasz		P	Min		76	0	30.49	2.4926	49.0334	54.48 %
14	Maryszczak, Michał		P	Min		71	10	25.16	2.4245	47.6931	52.99 %
15	Blaski, Adam		P	Min		74	0	30.94	2.3917	47.0487	52.28 %
16	Dec, Rafał		P	Min		58	0	28.10	2.0641	40.6029	45.11 %
17	Smalcerz, Paweł		P	Min		57	10	25.49	1.8439	36.2714	40.30 %
18	Richel, Mariusz		P	Min		64	30	22.79	1.4919	29.3475	32.61 %
19	Kłosek, Kamil		P	Min		58	20	26.68	1.4243	28.0178	31.13 %
20	Wydra, Damian		P	Min		55	30	18.59	1.3448	26.4543	29.39 %
21	Stefaniak, Sebastian		P	Min		50	40	19.19	0.5211	10.2509	11.39 %
22	Kostuń, Remigiusz		P	Min		46	40	24.20	0.2479	4.8772	5.42 %
23	Janicki, Jacek		P	Min		35	30	36.10	0.1385	2.7246	3.03 %
24	Koper, Adam		P	Min		51	50	16.19	0.0618	1.2150	1.35 %
25	Kaletka, Grzegorz		P	Min		29	70	27.02	0.0000	0.0000	0.00 %
26	(DQ) Janicki, Piotr	PEPES	P	Min							

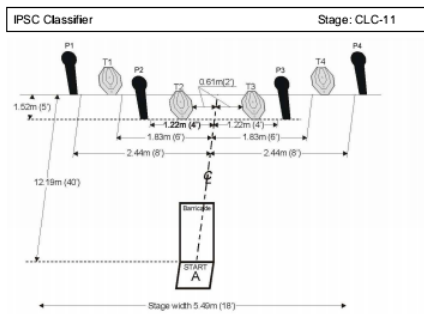
## Stage Results - Standard

Place	Name	No.	Class	Div	PF	Points	Pen	Time	Hit Factor	Stage Pts	Stage %
1	Mikeska, Szymon		S	Min		68	0	13.68	4.9708	90.0000	100.00 %
2	Związek, Paweł		S	Min		69	10	12.24	4.8203	87.2751	96.97 %
3	Smoter, Jakub		S	Min		64	0	13.58	4.7128	85.3296	94.81 %
4	Rogozinski, Stefan		S	Min		70	0	17.27	4.0533	73.3881	81.54 %
5	Barwicki, Karol		S	Min		68	0	18.44	3.6876	66.7679	74.19 %
6	Sanecznik, Krzysztof		S	Min		77	10	19.34	3.4643	62.7246	69.69 %
7	Chłapek, Wojciech		S	Min		86	0	24.89	3.4552	62.5595	69.51 %
8	SOBIECH, MARCIN		S	Min		64	20	15.97	2.7552	49.8847	55.43 %
9	Pichliński, Mariusz		S	Min		58	20	22.54	1.6859	30.5246	33.92 %

10	Noga, Tadeusz	S	Min	39	50	16.61	0.0000	0.0000	0.00 %
----	---------------	---	-----	----	----	-------	--------	--------	--------

Generated by PractiScore for Android (1.6.1 samsung) at 2019-03-11 21:24 +0100

## Silesia Classified 2 - IPSC CLC-11 (C-11) - 2019-02-17



Type of Course:	Short Course
Targets (type & number):	4 IPSC Targets, 4 IPSC Popper
No. of rounds to be scored:	12
Maximum points:	60
Start position:	Standing relaxed in center of area 'A', facing center of barricade.
Handgun ready condition:	Handgun loaded and holstered.
Procedure:	After the audible start signal engage targets P1, P2, T1 and T2 only from left side of the barricade, make a mandatory reload and engage targets P3, P4, T3 and T4 from the right side of the barricade.
Setup Notes:	Targets may only be shot from the designated side of the barricade. Set IPSC Targets to 1.52m (5) to the top of the targets. Area 'A' is 1.22m (4) wide by 0.93m (3) deep. Barricade is 2.44m (8) high and 1.22m (4) wide.

### Stage Results - Production

Place	Name	No.	Class	Div	PF	Points	Pen	Time	Hit Factor	Stage Pts	Stage %
1	Koper, Adam		P	Min		51	10	6.74	6.0831	60.0000	100.00 %
2	Hinc, Rafał		P	Min		52	0	9.66	5.3830	53.0950	88.49 %
3	Potok, Artur		P	Min		56	0	12.44	4.5016	44.4012	74.00 %
4	Kaletka, Zbigniew		P	Min		52	0	12.43	4.1834	41.2629	68.77 %
5	Bismor, Dariusz		P	Min		50	0	12.17	4.1085	40.5235	67.54 %
6	Drahan, Artur		P	Min		52	0	13.52	3.8462	37.9362	63.23 %
7	Lis, Tomasz		P	Min		58	0	15.62	3.7132	36.6247	61.04 %
8	Kałwa, Przemek		P	Min		48	0	12.95	3.7066	36.5594	60.93 %
9	Richel, Mariusz		P	Min		58	0	15.91	3.6455	35.9571	59.93 %
10	Wydra, Damian		P	Min		50	0	13.80	3.6232	35.7370	59.56 %
11	Pajestka, Marek		P	Min		46	0	12.77	3.6022	35.5299	59.22 %
12	Rendchen, Szymon		P	Min		50	0	13.94	3.5868	35.3781	58.96 %
13	Chrobok, Piotr		P	Min		52	0	15.09	3.4460	33.9892	56.65 %
14	Kłosek, Kamil		P	Min		47	10	11.58	3.1952	31.5152	52.53 %
15	Blaski, Adam		P	Min		58	0	19.02	3.0494	30.0777	50.13 %
16	Frankow, Maksymilian		P	Min		49	10	13.06	2.9862	29.4543	49.09 %
17	Maryszczak, Michał		P	Min		52	0	19.96	2.6052	25.6963	42.83 %
18	Kania, Paweł		P	Min		38	0	14.64	2.5956	25.6018	42.67 %
19	Gawęda, Bogusław		P	Min		46	20	10.56	2.4621	24.2849	40.47 %
20	Stefaniak, Sebastian		P	Min		45	10	14.41	2.4289	23.9569	39.93 %
21	Smalcerz, Paweł		P	Min		52	0	22.68	2.2928	22.6145	37.69 %
22	Dec, Rafał		P	Min		47	10	16.75	2.2090	21.7878	36.31 %
23	Kostuń, Remigiusz		P	Min		41	10	17.18	1.8044	17.7978	29.66 %
24	Kaletka, Grzegorz		P	Min		36	20	15.60	1.0256	10.1163	16.86 %
25	Janicki, Jacek		P	Min		40	20	22.16	0.9025	8.9020	14.84 %
26	(DQ) Janicki, Piotr	PEPES	P	Min							

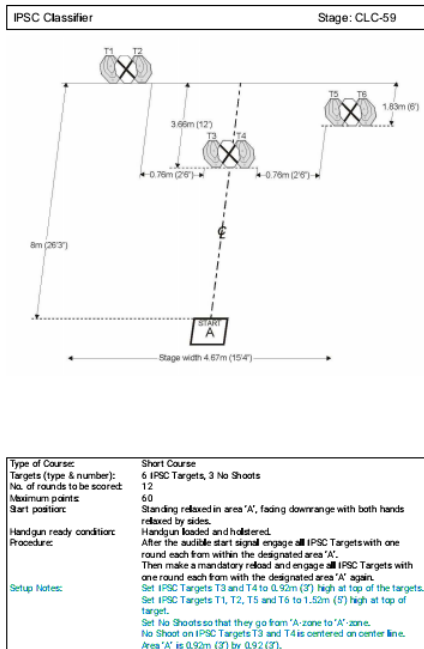
### Stage Results - Standard

Place	Name	No.	Class	Div	PF	Points	Pen	Time	Hit Factor	Stage Pts	Stage %
1	Mikeska, Szymon		S	Min		56	0	8.78	6.3781	60.0000	100.00 %
2	Barwicki, Karol		S	Min		52	0	8.24	6.3107	59.3655	98.94 %
3	Rogozinski, Stefan		S	Min		58	0	9.60	6.0417	56.8348	94.72 %
4	Smoter, Jakub		S	Min		50	0	8.92	5.6054	52.7306	87.88 %
5	Sanecznik, Krzysztof		S	Min		58	0	10.69	5.4256	51.0397	85.07 %
6	Noga, Tadeusz		S	Min		52	0	11.71	4.4406	41.7738	69.62 %
7	SOBIECH, MARCIN		S	Min		52	0	12.34	4.2139	39.6411	66.07 %
8	Związek, Paweł		S	Min		45	10	8.73	4.0092	37.7148	62.86 %
9	Chłapek, Wojciech		S	Min		60	0	16.36	3.6675	34.5005	57.50 %

10 Pichliński, Mariusz S Min 50 0 13.98 3.5765 33.6450 56.08 %

Generated by PractiScore for Android (1.6.1 samsung) at 2019-03-11 21:25 +0100

# Silesia Classified 2 - IPSC CLC-59 (C-59) - 2019-02-17



## Stage Results - Production

Place	Name	No.	Class	Div	PF	Points	Pen	Time	Hit Factor	Stage Pts	Stage %
1	Kaletka, Zbigniew		P	Min		58	0	9.15	6.3388	60.0000	100.00 %
2	Hinc, Rafał		P	Min		56	0	9.66	5.7971	54.8726	91.45 %
3	Gawęda, Bogusław		P	Min		60	0	12.77	4.6985	44.4738	74.12 %
4	Drahan, Artur		P	Min		60	0	13.25	4.5283	42.8627	71.44 %
5	Bismor, Dariusz		P	Min		48	0	10.61	4.5240	42.8223	71.37 %
6	Pajestka, Marek		P	Min		58	0	13.88	4.1787	39.5533	65.92 %
7	Kania, Paweł		P	Min		52	0	12.57	4.1368	39.1573	65.26 %
8	Kałwa, Przemek		P	Min		56	10	12.22	3.7643	35.6312	59.39 %
9	Richel, Mariusz		P	Min		58	0	15.41	3.7638	35.6262	59.38 %
10	Stefaniak, Sebastian		P	Min		46	0	12.44	3.6977	35.0011	58.34 %
11	Rendchen, Szymon		P	Min		58	10	13.51	3.5529	33.6303	56.05 %
12	Blaski, Adam		P	Min		58	0	16.74	3.4648	32.7957	54.66 %
13	Koper, Adam		P	Min		37	10	7.80	3.4615	32.7653	54.61 %
14	Chrobok, Piotr		P	Min		50	0	14.85	3.3670	31.8704	53.12 %
15	Lis, Tomasz		P	Min		60	0	18.17	3.3021	31.2565	52.09 %
16	Frankow, Maksymilian		P	Min		51	20	11.37	2.7265	25.8075	43.01 %
17	Wydra, Damian		P	Min		50	10	15.02	2.6631	25.2078	42.01 %
18	Maryszczak, Michał		P	Min		53	20	13.30	2.4812	23.4859	39.14 %
19	Kłosek, Kamil		P	Min		51	20	13.02	2.3810	22.5369	37.56 %
20	Dec, Rafał		P	Min		60	30	17.36	1.7281	16.3575	27.26 %
21	Potok, Artur		P	Min		49	30	12.69	1.4972	14.1722	23.62 %
22	Kaletka, Grzegorz		P	Min		31	10	18.00	1.1667	11.0431	18.41 %
23	Kostuń, Remigiusz		P	Min		40	30	13.34	0.7496	7.0956	11.83 %
24	Smalcerz, Paweł		P	Min		30	120	7.67	0.0000	0.0000	0.00 %
25	Janicki, Jacek		P	Min		29	30	19.96	0.0000	0.0000	0.00 %
26	(DQ) Janicki, Piotr	PEPES	P	Min							

## Stage Results - Standard

Place	Name	No.	Class	Div	PF	Points	Pen	Time	Hit Factor	Stage Pts	Stage %
1	Rogozinski, Stefan		S	Min		56	0	8.52	6.5728	60.0000	100.00 %
2	Mikeska, Szymon		S	Min		52	0	8.22	6.3260	57.7477	96.25 %
3	SOBIECH, MARCIN		S	Min		60	0	9.80	6.1224	55.8892	93.15 %
4	Noga, Tadeusz		S	Min		56	0	9.28	6.0345	55.0862	91.81 %
5	Smoter, Jakub		S	Min		54	0	9.41	5.7386	52.3850	87.31 %
6	Związek, Paweł		S	Min		54	0	9.42	5.7325	52.3294	87.22 %
7	Sanecznik, Krzysztof		S	Min		48	0	9.63	4.9844	45.5007	75.83 %
8	Chłapek, Wojciech		S	Min		58	10	11.10	4.3243	39.4749	65.79 %
9	Barwicki, Karol		S	Min		52	10	9.82	4.2770	39.0428	65.07 %



10 Pichliński, Mariusz S Min 52 0 12.81 4.0593 37.0559 61.76 %

Generated by PractiScore for Android (1.6.1 samsung) at 2019-03-11 21:25 +0100